



SUPER SALES INDIA LIMITED

SSIL / SEC / 1693

Wednesday, October 26, 2016

The Secretary,
Bombay Stock Exchange Ltd,
Phiroze Jeejeebhoy Towers,
25th Floor, Dalal Street, Fort,
Mumbai – 400 001.
Fax No.022-22658121

Dear Sir,

Sub: Unaudited financial results for the period ended 30th September, 2016 and Limited Review report there on - reg.

We are enclosing herewith the Unaudited financial results for the period ended 30th September, 2016 as approved by Board of Directors at their meeting held on 26th October, 2016 along with the Limited review report given by the statutory Auditors for your records.

Kindly receive the same.

Thanking you,

Yours faithfully,
For Super Sales India Limited

S. K. Radhakrishnan

S K Radhakrishnan
Company Secretary

Encl.: As above

SUPER SALES INDIA LIMITED

CIN:L17111TZ1981PLC001109, Email:ssil@vaamaa.com, Web: supersales.co.in

Regd. Office 34 A, Kamaraj Road, Coimbatore - 641 018.

UNAUDITED FINANCIAL RESULTS FOR THE PERIOD ENDED 30TH SEPTEMBER, 2016

Rs. In Lakhs

| Sl No. | Particulars | 3 months ended (unaudited) | | | 6 months ended (unaudited) | | 12 months ended (audited) |
|-----------|---|----------------------------|----------------|----------------|----------------------------|-----------------|---------------------------|
| | | 30.09.2016 | 30.06.2016 | 30.09.2015 | 30.09.2016 | 30.09.2015 | 31.03.2016 |
| 1 | Income from Operations | | | | | | |
| (a) | Net Sales/Income from operations (net of excise duty) | 6618.94 | 5687.97 | 5811.38 | 12306.91 | 10969.09 | 22123.53 |
| (b) | Other operating Income | 176.37 | 191.91 | 201.93 | 368.28 | 433.82 | 804.98 |
| | Total Income from operations (net) | 6795.31 | 5879.88 | 6013.31 | 12675.19 | 11402.91 | 22928.51 |
| 2 | Expenses | | | | | | |
| A. | Cost of Material Consumed | 2975.92 | 2609.77 | 2593.80 | 5585.69 | 5015.24 | 10227.39 |
| B. | Purchases of stock-in-trade | 136.57 | 62.22 | 9.83 | 198.79 | 46.88 | 82.30 |
| C. | Changes in inventories of finished goods, work-in-progress and stock-in-trade | (206.34) | 38.60 | (144.90) | (167.74) | (206.51) | (251.41) |
| D. | Employee benefits expense | 780.23 | 697.64 | 735.37 | 1477.87 | 1414.36 | 2834.77 |
| E. | Depreciation and amortisation expense | 405.23 | 397.39 | 337.61 | 802.62 | 665.62 | 1372.80 |
| F. | Power Cost | 765.44 | 772.76 | 723.65 | 1538.20 | 1484.01 | 2966.04 |
| G. | Other expenses | 876.11 | 788.06 | 712.11 | 1664.17 | 1399.72 | 3171.24 |
| | Total expenses | 5733.16 | 5366.44 | 4967.47 | 11099.60 | 9819.32 | 20403.13 |
| 3 | Profit/(Loss) from operations before other income, finance costs and exceptional Items (1-2) | 1062.15 | 513.44 | 1045.84 | 1575.59 | 1583.59 | 2525.38 |
| 4 | Other income | 168.40 | 88.36 | 177.13 | 256.76 | 297.89 | 667.75 |
| 5 | Profit/(Loss) from ordinary activities before finance costs and exceptional Items (3+4) | 1230.55 | 601.80 | 1222.97 | 1832.35 | 1881.48 | 3193.13 |
| 6 | Finance costs | 144.06 | 141.59 | 172.90 | 285.65 | 356.02 | 677.10 |
| 7 | Profit/(Loss) from ordinary activities after finance costs and before exceptional Items (5-6) | 1086.49 | 460.21 | 1050.07 | 1546.70 | 1525.46 | 2516.03 |
| 8 | Exceptional Items | - | - | - | - | - | 65.26 |
| 9 | Profit / (Loss) from ordinary Activities before Tax (7+/- 8) | 1086.49 | 460.21 | 1050.07 | 1546.70 | 1525.46 | 2450.77 |
| 10 | Tax Expenses | 211.33 | 138.43 | 311.93 | 349.76 | 467.02 | 711.47 |
| 11 | Net Profit / (Loss) from ordinary Activities after Tax (9+/-10) | 875.16 | 321.78 | 738.14 | 1,196.94 | 1,058.44 | 1739.30 |
| 12 | Extra Ordinary Items | - | - | - | - | - | - |
| 13 | Net Profit / (Loss) for the period (11-12) | 875.16 | 321.78 | 738.14 | 1,196.94 | 1,058.44 | 1739.30 |
| 14 | Share of profit/(loss) of associates | - | - | - | - | - | - |
| 15 | Minority Interest | - | - | - | - | - | - |
| 16 | Net Profit / (Loss) after taxes, Minority interest and share of profit/(loss) of associates (13-14-15) | 875.16 | 321.78 | 738.14 | 1,196.94 | 1,058.44 | 1739.30 |
| 17 | Paid-up equity share capital (face value of Rs. 10 each) | 307.15 | 307.15 | 307.15 | 307.15 | 307.15 | 307.15 |
| 18 | Reserves excluding revaluation reserves | - | - | - | - | - | 11825.20 |
| 19 | Earnings per Share (Rs) (before | | | | | | |
| (a) | Extraordinary Items) Basic & Diluted | 28.49 | 10.48 | 24.03 | 38.97 | 34.46 | 56.63 |
| (b) | Extraordinary Items) Basic & Diluted | 28.49 | 10.48 | 24.03 | 38.97 | 34.46 | 56.63 |




contd. 2..

SEGMENT WISE REVENUE, RESULTS AND CAPITAL EMPLOYED

| SI No. | Particulars | 3 months ended (unaudited) | | | 6 months ended (unaudited) | | 12 months ended (audited) |
|--------|--|----------------------------|-----------------|-----------------|----------------------------|-----------------|---------------------------|
| | | 30.09.2016 | 30.06.2016 | 30.09.2015 | 30.09.2016 | 30.09.2015 | 31.03.2016 |
| 1 | Segment revenue | | | | | | |
| | - Agency Division | 452.72 | 460.43 | 547.00 | 913.15 | 1,107.88 | 2142.68 |
| | - Textile Division | 4726.39 | 4261.98 | 4053.40 | 8988.37 | 8057.23 | 16570.82 |
| | - Wind Energy Division | 916.80 | 315.48 | 742.76 | 1232.28 | 928.56 | 1333.93 |
| | - Engineering Division | 699.40 | 841.99 | 670.15 | 1541.39 | 1309.24 | 2881.08 |
| | Total | 6795.31 | 5879.88 | 6013.31 | 12675.19 | 11402.91 | 22928.51 |
| | Less: Intersegment Revenue | 717.30 | 315.65 | 623.96 | 1032.95 | 810.18 | 1353.45 |
| | Net Sales/Income from operations | 6078.01 | 5564.23 | 5389.35 | 11642.24 | 10592.73 | 21575.06 |
| 2 | Profit/(Loss) before tax & interest | | | | | | |
| | - Agency Division | 234.04 | 287.87 | 364.22 | 521.91 | 779.58 | 1465.44 |
| | - Textile Division | 186.68 | 100.68 | 183.49 | 287.36 | 316.01 | 784.10 |
| | - Wind Energy Division | 727.10 | 164.36 | 576.82 | 891.46 | 602.01 | 673.37 |
| | - Engineering Division | 19.25 | 55.39 | 42.74 | 74.64 | 131.35 | 192.84 |
| | Total | 1167.07 | 608.30 | 1167.27 | 1775.37 | 1828.95 | 3115.75 |
| | Less: Interest | 144.06 | 141.59 | 172.90 | 285.65 | 356.02 | 677.10 |
| | Less: Other unallocable expenditure net off unallocable Income | (63.48) | 6.50 | (55.70) | (56.98) | (52.53) | (12.12) |
| | Total Profit/(Loss) before tax | 1086.49 | 460.21 | 1050.07 | 1546.70 | 1525.46 | 2450.77 |
| 3 | Capital Employed | | | | | | |
| | - Agency Division | 1099.22 | 957.26 | 1149.32 | 1099.22 | 1149.32 | 866.50 |
| | - Textile Division | 5491.73 | 5319.07 | 4617.40 | 5491.73 | 4617.40 | 5464.16 |
| | - Wind Energy Division | 3598.57 | 3399.96 | 3441.32 | 3598.57 | 3441.32 | 3376.80 |
| | - Engineering Division | 4107.84 | 3840.47 | 3596.03 | 4107.84 | 3596.03 | 3473.83 |
| | Total | 14297.36 | 13516.76 | 12804.07 | 14297.36 | 12804.07 | 13181.29 |

Statement of Assets and Liabilities

| Particulars | 6 months ended (unaudited) | 12 months ended (audited) |
|---|----------------------------|---------------------------|
| | 30.09.2016 | 31.03.2016 |
| A EQUITY AND LIABILITIES | | |
| 1 Shareholders' funds | | |
| (a) Share Capital | 307.15 | 307.15 |
| (b) Reserves and Surplus | 13022.14 | 11825.20 |
| (c) Money received against sharewarrants | - | - |
| Sub - total Shareholders' funds | 13329.29 | 12132.35 |
| 2 Share application money pending allotment | - | - |
| 3 Minority Interest | - | - |
| 4 Non - Current Liabilities | | |
| (a) Long - term borrowings | - | - |
| (b) Deferred tax liabilities (Net) | 1066.58 | 1171.94 |
| (c) Other long term liabilities | - | - |
| (d) Long term provisions | - | - |
| Sub - total Non - Current liabilities | 1066.58 | 1171.94 |
| 5 Current Liabilities | | |
| (a) Short - term borrowings | 4510.04 | 5194.62 |
| (b) Trade payables | 687.62 | 815.37 |
| (c) Other current liabilities | 860.44 | 865.45 |
| (d) Short-term provisions | 462.80 | 982.74 |
| Sub - total Current liabilities | 6520.90 | 7858.18 |
| TOTAL EQUITY AND LIABILITIES | 20916.77 | 21162.47 |




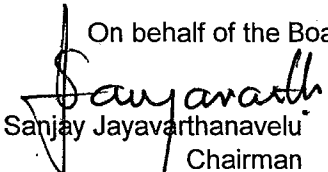
| B ASSETS | | |
|-----------------------------------|-----------------|-----------------|
| 1 Non - Currnt assets | | |
| (a) Fixed assets | | |
| (i) Tangible assets | 10926.46 | 11387.10 |
| (ii) intangible assets | 6.15 | 7.88 |
| (iii) Capital Workin progress | 64.21 | 47.90 |
| (b) Goodwill on consolidation | | |
| (c) Non - Current investments | 86.91 | 86.91 |
| (d) Deferred tax assets (net) | | |
| (e) Long term loans and advances | 506.22 | 323.33 |
| (f) Other non - current assets | - | - |
| Sub - total Non - Current Assets | 11589.95 | 11853.12 |
| 2 Current assets | | |
| (a) Current investments | | |
| (b) Inventories | 2721.54 | 3784.17 |
| (c) Trade Receivables | 3972.31 | 3718.04 |
| (d) Cash and Cash equivalents | 1134.33 | 235.77 |
| (e) Short term loans and advances | 1187.08 | 1513.66 |
| (f) Other current assets | 311.56 | 57.71 |
| Sub - total Current Assets | 9326.82 | 9309.35 |
| TOTAL ASSETS | 20916.77 | 21162.47 |

Notes

- 1 The above results reviewed by the Audit Committee were approved by the Board of Directors at its meeting held on 26.10.2016.
- 2 Previous period figures are re-grouped and reclassified wherever necessary

Coimbatore
26.10.2016



On behalf of the Board

 Sanjay Jayavarthanavelu
 Chairman

LIMITED REVIEW REPORT


Review Report to **Super Sales India Limited**

We have reviewed the accompanying statement of unaudited financial results of **Super Sales India Limited** for the period ended 30.09.2016. This statement is the responsibility of the Company's Management and has been approved by the Board of Directors. Our responsibility is to issue a report on these financial statements based on our review.

We conducted our review in accordance with the Standard on Review Engagement (SRE) 2400, Engagements to Review Financial Statements issued by the Institute of Chartered Accountants of India. This standard requires that we plan and perform the review to obtain moderate assurance as to whether the financial statements are free of material misstatement. A review is limited primarily to inquiries of company personnel and analytical procedures applied to financial data and thus provides less assurance than an audit. We have not performed an audit and accordingly, we do not express an audit opinion.


Based on our review conducted as above, nothing has come to our attention that causes us to believe that the accompanying statement of unaudited financial results prepared in accordance with applicable accounting standards and other recognized accounting practices and policies has not disclosed the information required to be disclosed in terms of Regulation 33 of the SEBI (Listing Obligations and Disclosure Requirements) Regulations, 2015 including the manner in which it is to be disclosed, or that it contains any material misstatement.

For Subbachar & Srinivasan
Chartered Accountants
Firm Regd. No: 0040833



Partner
T. S. V. Rajagopal
M. No: 200380

For S.KRISHNAMOORTHY & CO.
Chartered Accountants



K.N.SREEDHARAN
Membership No.12026
Partner

Place: Coimbatore
Date : 26.10.2016